

HUNTING DRAW STRATEGIES

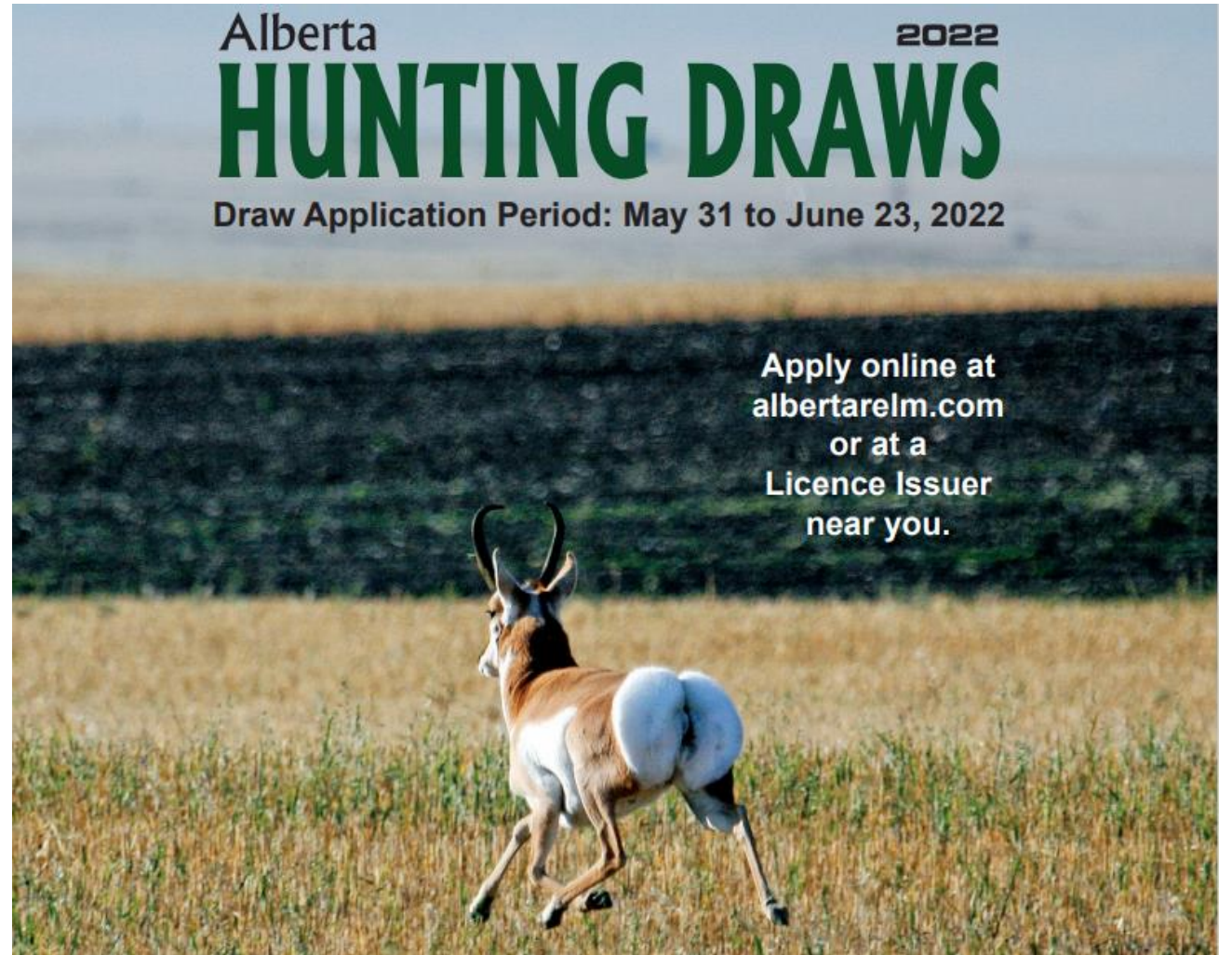
An Open Discussion on how to use the online resources available to plan your draw season.



May 10, 2023

Let's review some strategies and resources available to plan out your hunting draw applications.

Feel free to join the discussion any time to tell us about your own draw strategies and what works for you.



Step 1: What are your draw priorities?

- Sign in to your the AlbertaRelm account to check your priorities [Hunting and Fishing Licenses – \(www.albertarelm.com\)](https://www.albertarelm.com)
- Click the Priority and Priority History tab

The screenshot shows the AlbertaRelm website interface. At the top, there is a navigation bar with the Alberta logo and a user greeting: "Welcome, Matthew My Account | Sign Out". Below this is a secondary navigation bar with links: HOME, PURCHASE, MY ACCOUNT, UNDERSUBSCRIBED INFO, DRAW SUMMARIES, ISSUERS, KEY DATES, and FAQ. The main content area is titled "My Account" and is divided into two columns. The left column contains a list of menu items: Account Summary, Orders/Reprints, View All (182), Draws (115), Licences/Passes, Priority and Priority History (highlighted with a red circle), Licences/Passes, Harvest Reports, Update Profile, Update Password, Replace WIN Card, Licence Auto Renewal Subscriptions, and Sign Out. The right column is titled "Account Summary" and contains "Personal Information" fields: WIN #, First Name (Matthew), Middle Name, Last Name (Zezula), Suffix, Email Address (mattzezul...), Home Phone #, Work Phone #, and Mobile Phone #. Below the personal information is a link to "Update" if the information is incorrect. At the bottom of the page, there is a footer with links for Contact us, Privacy & Data Collection, Outfitter Login, and Hunting & Fishing Regulations, along with logos for MWA (My Wild Alberta), Alberta Parks, and Report a Poacher.

Step 1: What are your draw priorities?

- Make note or print the page for easy reference

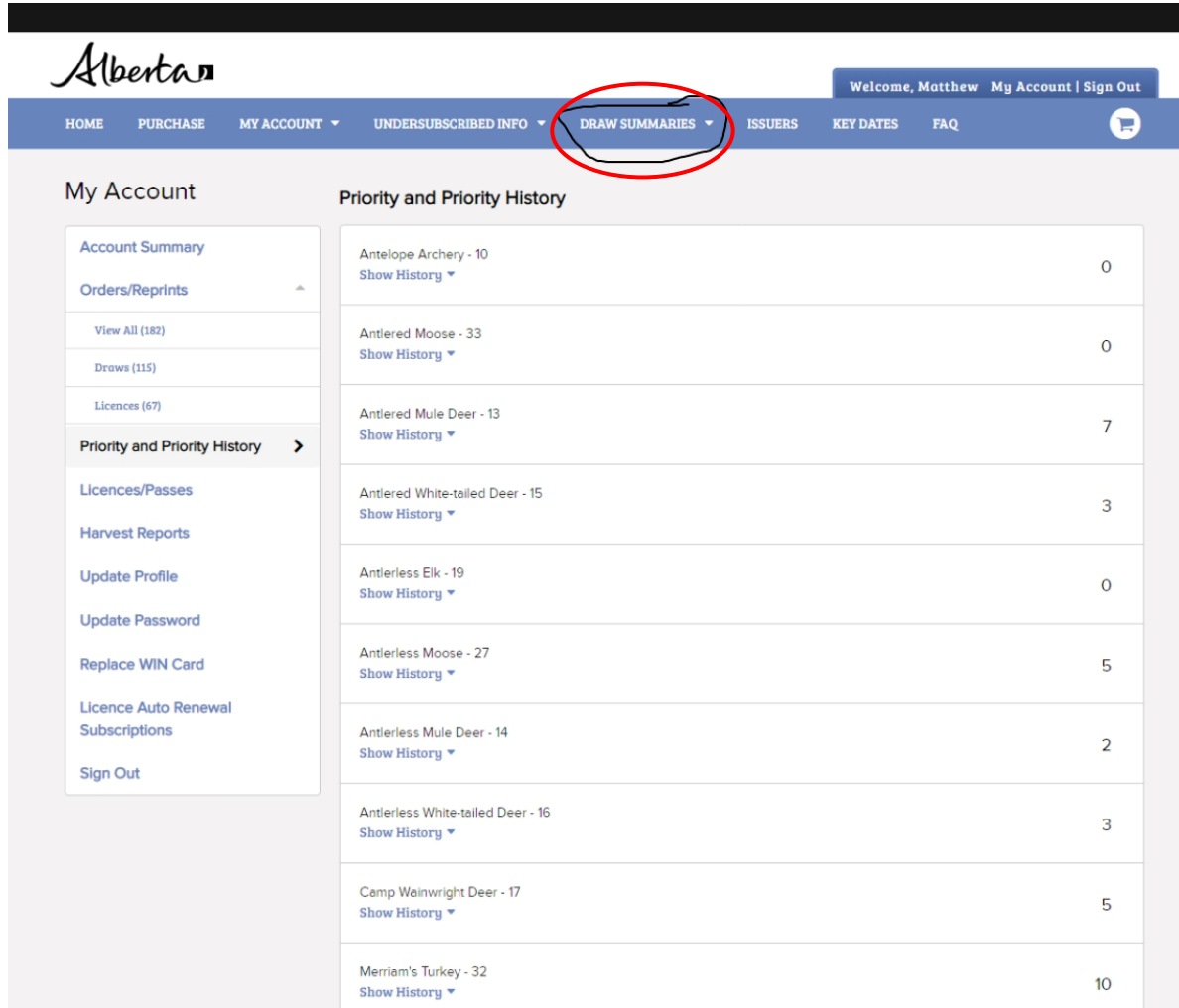
MY ACCOUNT	Priority and Priority History
Account Summary	Antelope Archery - 10 Show History ▼ 0
Orders/Reprints ▲	Antlered Moose - 33 Show History ▼ 0
View All (182)	Antlered Mule Deer - 13 Show History ▼ 7
Draws (115)	Antlered White-tailed Deer - 15 Show History ▼ 3
Licences (67)	Antlerless Elk - 19 Show History ▼ 0
Priority and Priority History >	Antlerless Moose - 27 Show History ▼ 5
Licences/Passes	Antlerless Mule Deer - 14 Show History ▼ 2
Harvest Reports	Antlerless White-tailed Deer - 16 Show History ▼ 3
Update Profile	Camp Wainwright Deer - 17 Show History ▼ 5
Update Password	Merriam's Turkey - 32 Show History ▼ 10
Replace WIN Card	
Licence Auto Renewal Subscriptions	
Sign Out	

Step 2: What are your hunting plans?

- Same thing as last year?
- Any special draws or trips for this year? Once in a lifetime draw?
- Check with your hunting buddies. Any partner licence opportunities? Seniors? Moose licences?
- What is your hunting goal; Trophy hunt or just fill the freezer?
- Where do you have hunting access?
- What is your weapon of choice? Archery or rifle?

Step 3: How long does it take to get drawn?

- Click the Draw Summaries tab.
- Click on the Current Season tab.



The screenshot shows the Alberta government website's 'My Account' page. The navigation bar at the top includes 'HOME', 'PURCHASE', 'MY ACCOUNT', 'UNDERSUBSCRIBED INFO', 'DRAW SUMMARIES' (circled in red), 'ISSUERS', 'KEY DATES', and 'FAQ'. The 'My Account' section on the left contains links for 'Account Summary', 'Orders/Reprints', 'View All (182)', 'Draws (115)', 'Licences (67)', 'Priority and Priority History', 'Licences/Passes', 'Harvest Reports', 'Update Profile', 'Update Password', 'Replace WIN Card', 'Licence Auto Renewal Subscriptions', and 'Sign Out'. The 'Priority and Priority History' section on the right displays a table of hunting categories and their draw counts.

Category	Count
Antelope Archery - 10	0
Antlered Moose - 33	0
Antlered Mule Deer - 13	7
Antlered White-tailed Deer - 15	3
Antlerless Elk - 19	0
Antlerless Moose - 27	5
Antlerless Mule Deer - 14	2
Antlerless White-tailed Deer - 16	3
Camp Weinwright Deer - 17	5
Merriam's Turkey - 32	10

Step 3: How long does it take to get drawn?

- Select the species of interest

The screenshot shows the Alberta Wildlife Management Agency website. The header includes the Alberta logo, a user greeting "Welcome, Matthew", and links for "My Account" and "Sign Out". The main navigation bar contains links for HOME, PURCHASE, MY ACCOUNT, UNDERSUBSCRIBED INFO, DRAW SUMMARIES, ISSUERS, KEY DATES, and FAQ. The page title is "2022 Draw Summaries". Below the title, there is a prompt "Please select a species for details" followed by a table of species and their respective draw counts.

Species	Count
Antelope	3
Mule Deer	2
White-tailed Deer	3
Elk	5
Moose	3
Sheep	7
Wild Turkey	1
Walleye	2

At the bottom of the page, there are links for "Contact us", "Privacy & Data Collection", "Outfitter Login", and "Hunting & Fishing Regulations". Below these links are four logos: MWA MY WILD ALBERTA, Alberta Parks, REPORT A POACHER (with website and phone number), and a logo for a tree and a person.

© 2019 ASPIRA AND/OR ITS AFFILIATES AND LICENSORS. ALL RIGHTS RESERVED.

Step 3: How long does it take to get drawn?

- This page provides information on the number of tags available in that zone last year and the draw success rate by priority level

Draw Choice	Season Dates	Quota	Priority Drawn Applicants	Unsuccessful Applicants	% Drawn	Total Applicants
110 - WMU 110	Nov 01 2022-Nov 30 2022	5	4	4	0 100.00%	4
			3	1	3 25.00%	4
			2	0	9 0.00%	9
			1	0	14 0.00%	14
			0	0	9 0.00%	9

Antlerless Elk in WMU 102 and 104

- Season by Season comparison of the two WMUs
- Note the number of tags available, and the priority levels of those drawn

		Quota	Priority	Drawn	Not Drawn	% Drawn	Total Applicants
861 - WMU 102	Sep 01 2022-Sep 23 2022	50	2	1	0	100.00%	1
			1	8	0	100.00%	8
			0	20	0	100.00%	20
.....							
				-	-		-
Subtotal				29	0		29
862 - WMU 104	Sep 01 2022-Sep 30 2022	5	2	1	0	100.00%	1
			0	4	0	100.00%	4
.....							
				-	-		-
Subtotal				5	0		5
863 - WMU 102	Sep 24 2022-Oct 08 2022	50	2	1	0	100.00%	1
			1	3	0	100.00%	3
			0	33	0	100.00%	33
.....							
				-	-		-
Subtotal				37	0		37
864 - WMU 104	Oct 01 2022-Oct 24 2022	5	2	1	0	100.00%	1
			1	4	0	100.00%	4
.....							
				-	-		-
Subtotal				5	0		5
865 - WMU 102	Oct 09 2022-Oct 23 2022	50	3	1	0	100.00%	1
			1	5	0	100.00%	5
			0	25	0	100.00%	25
.....							

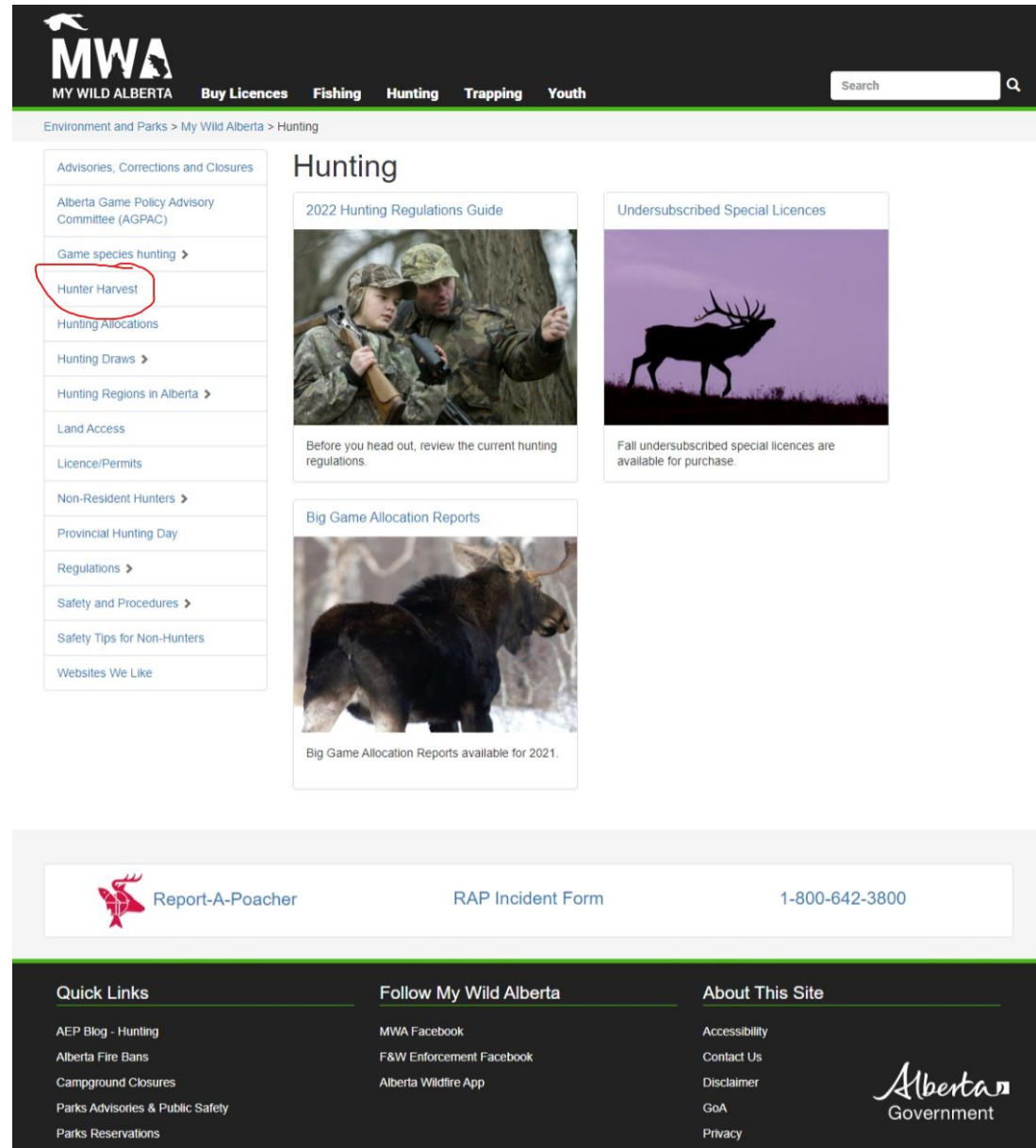
Antlered Elk in WMU 102

- Note how different the tag quota and draw priority level is for Antlered vs. Antlerless
- This information might help you make a decision on trophy vs. filling the freezer

		Quota	Priority	Drawn	Not Drawn	% Drawn	Total Applicants
861 - WMU 102	Sep 01 2022-Sep 23 2022	7	18	1	0	100.00%	1
		14	1	0	0	100.00%	1
		13	3	0	0	100.00%	3
		12	2	1	1	66.67%	3
		11	0	0	5	0.00%	5
		10	0	0	3	0.00%	3
		9	0	0	6	0.00%	6
		8	0	0	11	0.00%	11
		7	0	0	8	0.00%	8
		6	0	0	12	0.00%	12
		5	0	0	4	0.00%	4
		4	0	0	10	0.00%	10
		3	0	0	10	0.00%	10
		2	0	0	14	0.00%	14
		1	0	0	13	0.00%	13
		0	0	0	31	0.00%	31

Step 4: Check Hunter Harvest Success Rates

- Go to My Wild Alberta page of Alberta Environment and Parks [Hunting | AEP - Environment and Parks](https://mywildalberta.ca)
- Click on the Hunter Harvest tab in the left column



The screenshot shows the My Wild Alberta website interface. At the top, there is a navigation bar with the MWA logo and links for Buy Licences, Fishing, Hunting, Trapping, and Youth. A search bar is located on the right. Below the navigation bar, the breadcrumb trail reads "Environment and Parks > My Wild Alberta > Hunting".

The main content area is titled "Hunting" and features several sections:

- 2022 Hunting Regulations Guide**: Accompanied by an image of two hunters in camouflage gear.
- Undersubscribed Special Licences**: Accompanied by an image of a deer silhouette against a purple sky.
- Big Game Allocation Reports**: Accompanied by an image of a moose.

On the left side, there is a vertical navigation menu with the following items:

- Advisories, Corrections and Closures
- Alberta Game Policy Advisory Committee (AGPAC)
- Game species hunting >
- Hunter Harvest** (highlighted with a red circle)
- Hunting Allocations
- Hunting Draws >
- Hunting Regions in Alberta >
- Land Access
- Licence/Permits
- Non-Resident Hunters >
- Provincial Hunting Day
- Regulations >
- Safety and Procedures >
- Safety Tips for Non-Hunters
- Websites We Like

At the bottom of the page, there is a footer section with the following elements:

- Report-A-Poacher**: Includes a red deer head icon and a link to the "RAP Incident Form".
- 1-800-642-3800**: A phone number for reporting poachers.
- Quick Links**: A list of links including AEP Blog - Hunting, Alberta Fire Bans, Campground Closures, Parks Advisories & Public Safety, and Parks Reservations.
- Follow My Wild Alberta**: Links to MWA Facebook, F&W Enforcement Facebook, and the Alberta Wildfire App.
- About This Site**: Links for Accessibility, Contact Us, Disclaimer, GoA, and Privacy.
- Alberta Government**: The official logo of the province.

Step 4: Check Hunter Harvest Success Rates

- Select the species and year you want. (ex: Hunter Harvest Report 2022: Elk)
- The report tells you the number of registered* harvests for male and female and the estimated hunter success rates
- * ALL licenced hunters must report harvest effort. Hunters don't lie, do they?



Hunter Harvest Report 2022

Elk

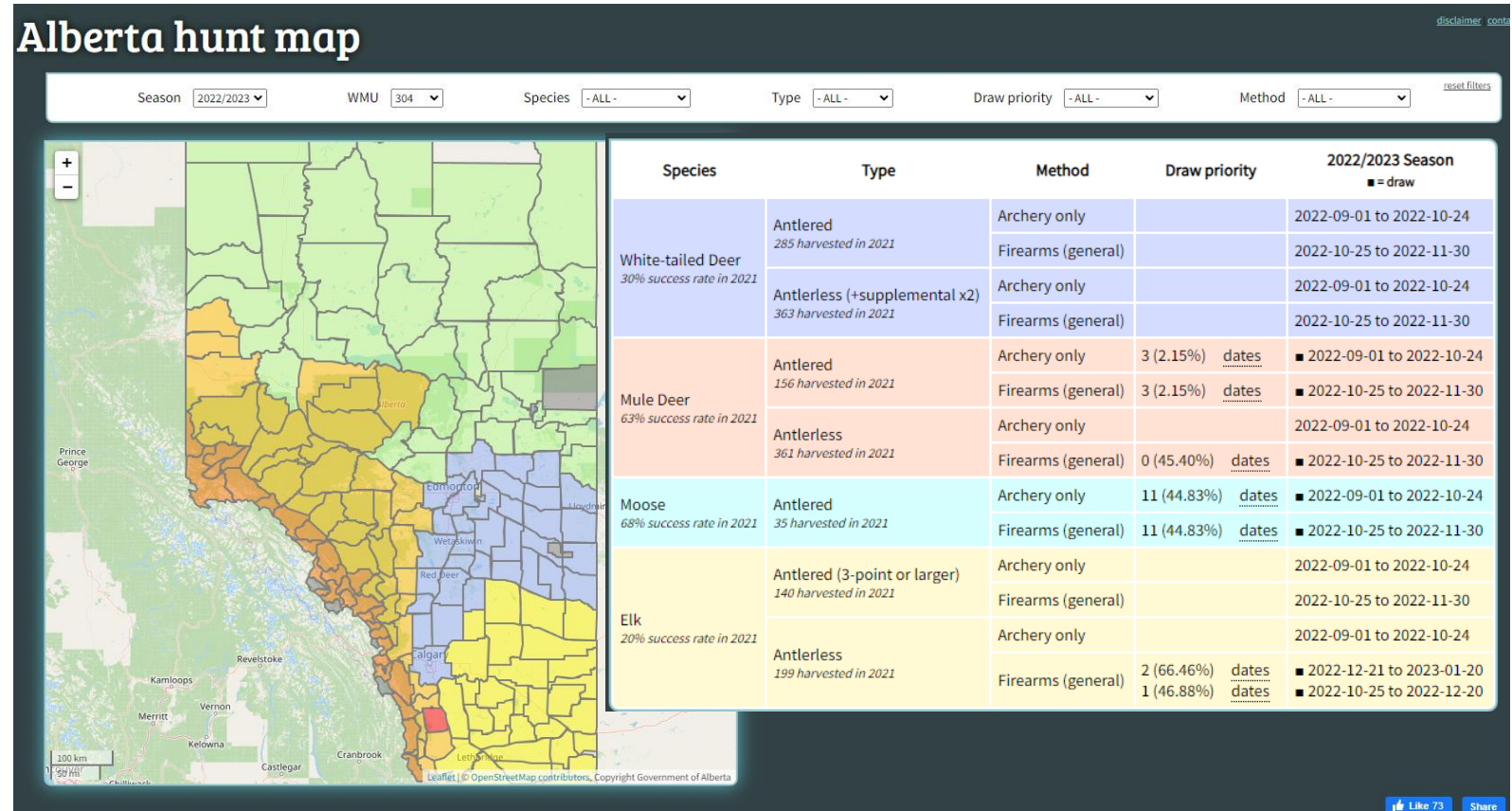
ESTIMATED RESIDENT HARVEST FOR ELK - 2022

(% estimated hunter success by Wildlife Management Unit)

Wildlife Management Unit (WMU)	Male	Female	Young	Total	Est. Hunter Success (%)
102	14	4	1	20	27%
104	1	2	0	4	14%
108	21	13	0	34	74%
110	2	4	0	6	13%
116	0	0	0	0	0%
116/118/119	6	11	0	17	37%
116/118/119/624	4	17	1	22	16%
118	2	2	0	4	14%

Step 4: Check Hunter Harvest Success Rates

- www.albertahuntmap.ca is a useful website for quickly reviewing hunter success and draw info on a convenient map interface.
- Pick the season and WMU to get a summary table of past seasons
- The map is interactive, where it highlights WMUs that drew your selected species & priority last year



Step 5: Apply for your draws

- Do you have it all figured out? Go ahead and apply for your draws
- You have options:
 - If you only want one WMU or one season, put that in as your only choice
 - If you would consider multiple WMU's or multiple seasons, put them in the order of priority
 - If you have hunting partners with the same priority, put in together. That way you will all get drawn and no one will miss out. Up to 4 people per a group.
 - **CAREFUL**: Group draw applications get entered at the **lowest** draw priority found in the group.

Building Priority Only (WMU Code 999)

- You can build up your priority by applying for a species and entering the draw code 999
- Works to build up necessary priorities to eventually get drawn
- Useful if you want to defer getting drawn but want to stay at the top of the priority list
- Priority level applies to a specific draw code, NOT a specific WMU. Built up priorities can be used in any WMU.
- When 999'ing your draw, check with buddies and put in together. No risk, and saves \$\$\$\$. Up to 4 people per draw can apply for one cost.

What's Next?

- Keep an eye on the Draw Timetable
- When draws are available, start planning the hunt
- Didn't get drawn? Check the undersubscribed draws. It doesn't affect your draw priority

2022 Draw Timetable

May 31 - June 23

Draw application period.

July 14

Draw results available, excluding Antelope.

August 1

Undersubscribed information available.

August 1

Big Game Licences available.

August 1

Undersubscribed Special Licences available.

August 8

Landowner applications begin.

August 8

Antelope draw results available.

Undersubscribed Draws

- Click on the Undersubscribed info tab to find undrawn tags available for general purchase.
- Often antlerless or far northern zones

Alberta

Welcome, MARK Notification (1) My Account | Sign Out

HOME PURCHASE MY ACCOUNT **UNDERSUBSCRIBED INFO** DRAW SUMMARIES ISSUERS KEY DATES FAQ

2021 Historical undersubscribed information

The tables below list the number of licences that were available for sale to eligible anglers and hunters in 2021. For information on previous seasons, please click [here](#).

Antlerless White-tailed Deer (Undersubscribed)

null

Hunt Location	Hunt Description	Hunt Quota Remaining from the Draw	Quota Available
WMU 136	WMU 136- N3-N6; N10-N13; N17-N20; N24-N27	43	0
WMU 148	WMU 148 - N3-N6; N10-N13; N17-N20; N24-N27	61	0
WMU 102	WMU 102 - N3-N6; N10-N13; N17-N20; N24-N27	73	0
WMU 124	WMU 124 - N3-N6; N10-N13; N17-N20; N24-N27	10	0

Antlered Moose (Undersubscribed)

null

Hunt Location	Date Period	Hunt Quota Remaining from the Draw	Quota Available
WMU 436	Sep 24-Nov 30	2	0
WMU 541	Nov 01-Nov 30	3	0
WMU 535	Nov 01-Nov 30	4	0
WMU 532	Sep 01-Nov 30	34	0
WMU 530	Nov 01-Nov 30	88	0

General Tips

- Overlapping draws:
 - Are there draws that you might get drawn at the same time or the same year?
 - You can't be in 2 places at the same time!
 - Maybe you don't need both a bull moose and a cow elk the same year? Freezer will be too full, so save one for next year instead.
- Plan ahead for long term draws:
 - 20+ years for bighorn sheep, 12+ years for turkey and antlered moose
 - Start your kids in the draws as soon as they're of age
- Watch for double tag draws in some zones (cow elk, MD doe in 300's)

Hunting Access

- Ask around with family and friends for access on private land
- Knock on doors in your target area – Bring a hunting resume
- Check out the various public Crown access areas including:
 - Wildlands
 - Forestry Reserves
 - Crown Lease
- The official map is not very user friendly:
<https://geospatial.alberta.ca/RecAccess/Viewer/?Viewer=RecAccess>
- Highly recommend the iHunter app on your phone
 - \$10/year for the public land access layer
 - \$10-30 for county landowner maps



Questions / Comments?

